

**T60**

# **PLAY HARD. WORK HARD.**

**THE LDV T60 PICK-UP TRUCK.**



**WORKING HARDER EVERY DAY**



## LDV T60 PICK-UP TRUCK

### WORLD CLASS

LDV has a global reputation for building world class vehicles. The new LDV T60 Pick-up truck is no exception.

The T60 styling is easy on the eye, with a design that means business and stands out from the crowd. It has a powerful 110kW VGT turbo charged diesel engine teamed with either a 6 speed automatic or 6 speed manual transmission, delivering an exceptional drive. Add to this a long list of creature comforts and you have a vehicle that will work as hard as you do.



## LDV T60 PICK-UP TRUCK



## LDV T60 INTERIOR

### THE T60 IS MADE FOR HARD WORK

The T60 Pick-up really does make hard work a whole lot easier.

It has a rear tray capacity of 1188L and has a payload of 1025kg. It will accommodate most loads easily.

There are multiple options for securing cargo. The T60 has strong tie down points both on the deck and on the wheel arches. There is also a thick, tough deck liner to protect both the vehicle and your cargo.


The luxurious interior appointments will impress, designed to get you to your destination in comfort. You will be relaxed and raring to get into your day.



Switchable Transmission



Multi-function Steering Wheel



Eco/Power Modes



Intelligently Designed



12V Power Outlet



Start Button

## LDV T60 INTERIOR

### THE T60 IS A COMFORTABLE PLACE TO WORK

LDV has always taken driver comfort very seriously because a comfortable driver is a safer driver.

The T60's spacious cabin has been designed with comfort in mind.

The driver's seat comes with a range of adjustments ensuring comfortable driver positioning.

On the T60 Luxury model, the seats are electrically adjustable and heated.

The T60 comes standard with features like a quality audio system that includes a radio, MP3 connectivity, a DVD with a 10" dash LCD and Bluetooth.

Rear camera and park assist are standard. Cruise control is also standard on the T60 Auto.

And of course, the T60 comes with air conditioning, power front windows, power side mirrors and keyless entry.

There's even loads of storage space for your mobile office gear which turns the T60 into a mobile office.

Yes, everything in the T60 is designed to make your working day a lot easier.



# LDV T60 PERFORMANCE

## POWER TO PERFORM

The T60 Pick-up truck doesn't just look good from the outside. Under the bonnet is a new generation, powerful 2.8 litre variable geometry turbo charged diesel engine (VGT), producing an output of up to 110kW and 360Nm of torque.

The T60 has two transmission options, a 6-speed manual or a 6 speed automatic transmission.


Part-time 4 wheel drive combined with effortless power and torque, smooth automatic gear changes and a positive steering response make the T60 a delight to drive, either around town or on the highway.

Diesel Variable Geometry Turbocharger (VGT)




Output of up to 110kW and 360Nm of torque

T60 Luxury Model has an electronic Differential-lock



Emergency Brake Assist (EBA)




ESC safety system by Bosch



Tyre Pressure Monitoring System



Reversing Camera



T60 is constructed with High-strength Steel.  
All T60 models come with a 10 year Anti-perforation Warranty.

# LDV T60 SAFETY

## SERIOUS ABOUT SAFETY

Safety is important, and LDV has delivered with a fully calibrated chassis, Anti-lock braking (ABS), Electronic Brake Force Distribution (EBD) and Emergency Brake Assist (EBA), to ensure braking is optimal for any driving situation. T60 is also equipped with Blind Spot Monitor (BSM), Hill Descent Control (HDC), Hill Start Assist (HSA), Traction Control System (TCS) and Electronic Differential Lock (EDL).

On top of that the T60 has Electronic Stability Control (ESC) with Roll Movement Intervention (RMI), driver and passenger airbags, side airbags and full length curtain airbags. Front and rear fog lamps and a tyre pressure monitoring system.

When you consider that pedestrian safety hasn't been forgotten either, with the T60 offering both a rear camera with park assist and parking sensors, it's clear the T60 takes safety seriously.



Intelligent Airbag Systems

WORKING HARDER EVERY DAY

T60 SPECS

LDV T60 4WD DIESEL	T60		T60 LUXURY	
	Manual	Automatic	Manual	Automatic
ENGINE				
Type	2.8 L Variable Geometry Turbocharger (VGT)			
Maximum Power (kW)	110 @ 3400 rpm			
Maximum Torque (Nm)	360 @ 1600-2800 rpm			
Displacement (cc)	2776cc			
Transmission	6 Speed			
Fuel Tank (Litres)	75L			
Urban Fuel Consumption, L/100km	11.3	12.1	11.3	12.1
Combined Fuel Consumption, L/100km	8.8	9.6	8.8	9.6
Extra Urban Fuel Consumption, L/100km	7.4	8.2	7.4	8.2
Emissions standard	Euro 5	Euro 5	Euro 5	Euro 5
Steering and Handling				
Front Suspension - Heavy Duty Double-Wishbone	●	●	-	-
Front Suspension - Double-Wishbone	-	-	●	●
Rear Suspension - Heavy Duty Leaf-spring	●	●	-	-
Rear Suspension - Leaf-spring	-	-	●	●
Wheels & Tyres	17" Alloy Wheels with 245/65 R17 Tyres			
Spare wheel	17" Alloy Wheel with 245/65 R17 Tyre			
EXTERIOR				
Side Mirrors - Auto Retractable with heating	-	-	●	●
Side Mirrors - Heated	●	●	-	-
Door handle - Body Colour	●	●	-	-
Door handle - Chrome	-	-	●	●
Cargo tie down points (4)	●	●	●	●
Side mirrors - Body colour	●	●	-	-
Side mirrors - Chrome	-	-	●	●
Mudflaps - Front and Rear	●	●	●	●
LED Headlights	●	●	●	●
Roof Rails	●	●	●	●
Rain Sensing Window Wipers	●	●	●	●
Side steps	●	●	●	●
Rear window protector	●	●	-	-
Sports Bar	-	-	●	●
Tub liner - Acrylic Insert	●	●	●	●

LDV is part of SAIC, a Fortune Global 500 company, which sold over 6.5 million vehicles in 2016 making it the largest automotive manufacturer in China.

LDV T60 4WD DIESEL	T60		T60 LUXURY	
	Manual	Automatic	Manual	Automatic
<b>COMFORT AND CONVENIENCE</b>				
Steering column - Height adjustable	●	●	●	●
12V Power outlet	●	●	●	●
Air Conditioning - Auto	-	-	●	●
Air Conditioning - Climate Control	●	●	-	-
Cruise control	●	●	●	●
Rear View Mirror - Auto Dimming	-	-	●	●
Rear View Mirror - Manual Dimming	●	●	-	-
Multifunction steering wheel - Leather	-	-	●	●
Multi-function steering wheel	●	●	-	-
<b>SAFETY, SECURITY AND DRIVER ASSISTANCE</b>				
1 Remote Key and 1 Normal Key	●	●	-	-
2 Smart Keys	-	-	●	●
Airbags (6) - Driver and front passenger airbags (2), side bags(2), full length curtain bags (2)	●	●	●	●
Child seat anchorages - ISOFIX+TOP TETHER	●	●	●	●
Daytime running lights - LED	●	●	●	●
Driver Assist - Adaptive Front-lighting System (AFS)	●	●	●	●
Driver Assist - Anti-lock Braking System (ABS)	●	●	●	●
Driver Assist - Blind Spot Monitor	●	●	●	●
Driver Assist - Electronic Stability Program (ESP)	●	●	●	●
Driver Assist - Electronic Brake Assist (EBA)	●	●	●	●
Driver Assist - Electronic Brake-force Distribution (EBD)	●	●	●	●
Driver Assist - Hill Descent Control (HDC)	●	●	●	●
Driver Assist - Hill-start Assist System (HAS)	●	●	●	●
Driver Assist - Roll Movement Intervention (RMI)	●	●	●	●
Driver Assist - Traction Control System (TCS )	●	●	●	●
Driver Assist - Vehicle Dynamics Control (VDC)	●	●	●	●
Electronic Differential Lock (EDL)	-	-	●	●
Engine Immobiliser	●	●	●	●
Fog lamps - Front and Rear	●	●	●	●
Keyless Entry and Start	-	-	●	●
Locked Glove Box	●	●	●	●
Rear Parking Sensor	●	●	●	●
Reversing Camera	●	●	●	●
Tyre pressure monitoring system (TPMS)	●	●	●	●

\* Includes occupants, fuel and fitted options. The weight of these must be deducted from the payload to determine load carrying capacity. Front and rear axle loads must not be exceeded. All information in this document is correct at time of publication however variations may occur from time to time and Great Lake Motor Distributors Ltd insofar as is permitted by law to do so, shall not be liable in any way as a result of any reliance by any person on anything contained in this document.

T60 SPECS

LDV T60 4WD DIESEL	T60		T60 LUXURY	
	Manual	Automatic	Manual	Automatic
Ramp breakover angle (degrees)	21.3°	21.3°	21.3°	21.3°
Rear axle load capacity (kg)	1830	1830	1830	1830
Turning Circle (kerb to kerb) (mm)	12.6	12.6	12.6	12.6
Wading depth (mm)	550	550	550	550
Wheel arch width (mm)	1900	1900	1900	1900
Wheel base (mm)	3155	3155	3155	3155
Tub Length - at floor (mm)	1525	1525	1525	1525
Tub Length - top of box (mm)	1485	1485	1485	1485
Tub Height - at centreline of axle (mm)	530	530	530	530
Tub Height - floor height to ground	819	819	819	819
Tub Width - between wheelhouses	1131	1131	1131	1131
Tub Box Width - pick-up box	1510	1510	1510	1510
Tub Box Width of rear opening	1430	1430	1430	1430
<b>MECHANICAL SPECIFICATIONS</b>				
Compression Ratio	17	17	17	17
Maximum Power	110kW @ 3400 rpm			
Maximum Torque	360Nm @ 1600-2800 rpm			
No. of valves	16	16	16	16
No. of Cylinders	4	4	4	4
Bore x stroke (mm)	94x100	94x100	94x100	94x100
Ratios	6-speed manual	6-speed auto	6-speed manual	6-speed auto
1st	4.371	4.065	4.371	4.065
2nd	2.27	2.371	2.27	2.371
3rd	1.443	1.551	1.443	1.551
4th	1	1.157	1	1.157
5th	0.817	0.853	0.817	0.853
6th	0.679	0.674	0.679	0.674
Reverse	4.253	3.2	4.253	3.2
<b>4X4 HIGH/LOW RANGE TRANSFER CASE RATIOS</b>				
High Range	1	1	1	1
Low range	2.48	2.48	2.48	2.48
Final drive ratios 4X4	3.818	3.636	3.818	3.636
<b>WARRANTY</b>				
5 year/130,000km (whichever occurs first) Warranty	●	●	●	●
5 year/130,000km (whichever occurs first) Roadside Assist	●	●	●	●
10 year Anti Perforation Warranty	●	●	●	●





# LDV T60 WORLD CLASS COMPONENTS



## COLOUR OPTIONS



Agate Red



Ocean Blue



Blanc White



Aurora Silver



Obsidian Black



## FINANCE OPTIONS

LDV Finance provides financial solutions designed to provide flexibility, ease and peace of mind. So from the start of your journey with us, you'll remain firmly and comfortably in the driver's seat of the financial arrangement you choose for your new vehicle.

For the complete range of vehicle finance solutions visit your nearest LDV dealer.

## T60 WARRANTY

The LDV gets a big tick for peace of mind with the reassurance of a comprehensive factory backed 5 year/130,000km\* warranty and 10 year Anti-Perforation\* warranty.

\* Whichever occurs first.

## ACCESSORIES

There is a full range of accessories available for the LDV T60. For more information, ask your nearest LDV Dealer or go to [ldv.co.nz](http://ldv.co.nz)

## REPUTATION

LDV is one of Europe's most recognised commercial vehicle brands. Not only has LDV had sales success as a cargo and passenger van, it has also been selected by some of Europe's most respected fleets and is the recipient of numerous awards.

LDV is now a division of SAIC, a Fortune Global 500 company, which sold over 6.5 million vehicles in 2016 making it the largest automotive manufacturer in China.

## LDV DEALERS

LDV owners have the backing of our nationwide dealer network, which provides comprehensive sales, service and parts back up wherever you may be. To find your nearest LDV dealer just go to [ldv.co.nz](http://ldv.co.nz)

## ROADSIDE ASSISTANCE

All LDV T60s come with LDV Roadside Assist. In the event that your vehicle is immobilised, you can rest assured that LDV Roadside Assist will help you to continue your journey with the minimum of inconvenience.

LDV Roadside Assist supports you and your vehicle for the period of your manufacturer's warranty, 24 hours a day, 7 days a week, 365 days a year.

WORKING HARDER EVERY DAY



**Get in touch with your LDV & SsangYong Dealer.  
0800 LDV VANS | [ldv.co.nz](http://ldv.co.nz)**